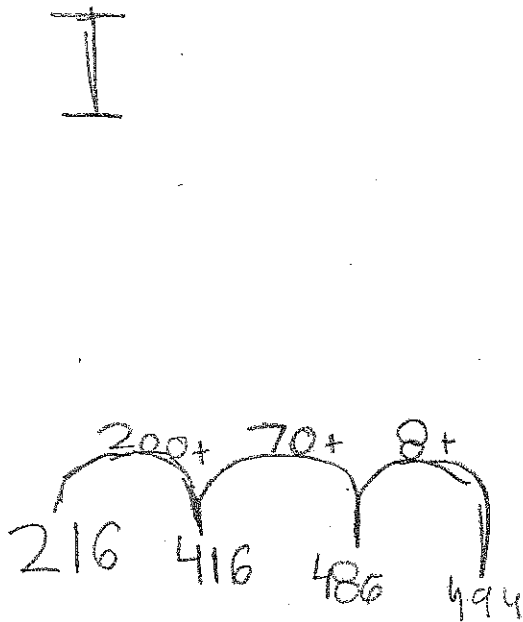


Sunshine Elementary has 216 first graders and 278 second graders.

All of the first and second graders are on the playground.

How many students are on the playground?



Q


$$\begin{array}{r} 216 \\ + 278 \\ \hline 494 \end{array}$$

how I did it is I
had 216 then I skip 200 more and it
lead me to 416. The next thing that I did is
I count 70 more and it lead me to 486. So
I add 8 more ones and my answer was 494.

Sunshine Elementary has 216 first graders and 278 second graders.

All of the first and second graders are on the playground.

How many students are on the playground?



$$\begin{array}{l} 216 + 278 = 494 \\ 494 - 216 = 278 \end{array}$$

First, I did two part-part-whole mat.
I put the two parts and a question mark
in the whole box. In the next part-part-
whole mat, I did the same thing. Only
the whole box is empty. then, I added $216 +$

278. I got 444. I did $100 + 6$ when
my work right subtracting. I did 444.
3 1/2. I got 278! After I did that,
I put in 444 in the whole mat.
And that is how I did this
math problems.

Direct

Sunshine Elementary has 216 first graders and 278 second graders.

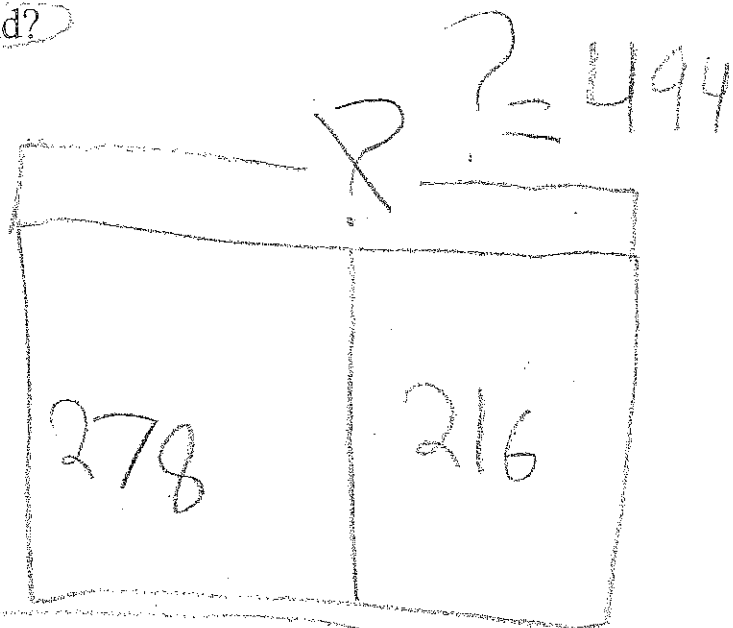
All of the first and second graders are on the playground.

How many students are on the playground?

Illustrate

check with subtraction

	H	T	O
494	2	1	6
-278	2	7	8
216	4	9	4



Complete

$$216 + 278 = 494$$

Explain

First I drew the outline of the part-part-whole mat and the standard algorithm. Next I filled in the part-part-whole mat. Then I had to fill in the standard algorithm to get the sum. After that, I checked my addition with subtraction to make sure my answer was correct. Last, I crossed on the question mark because I knew the answer.


was 494 and note $? = 494$. And

that is how I got my sum/answer.

Sunshine Elementary has 216 first graders and 278 second graders.

All of the first and second graders are on the playground.

How many students are on the playground?



1 $278 + 216 = 494$

2 $494 - 278 = 216$

The way I started is to draw the numbers in the circle and show there hundreds tens and ones so I knew what I can use to subtract or to add. Now I did a number sentence. $216 + 278 = 494$. I knew I had to check my work. So I did a subtraction sentence to help me figure the problem out. Turn

$494 - 278 = 216$. I have a
fact family! Each number sense
has the same numbers. That
means my first some and
next difference are probably
correct!

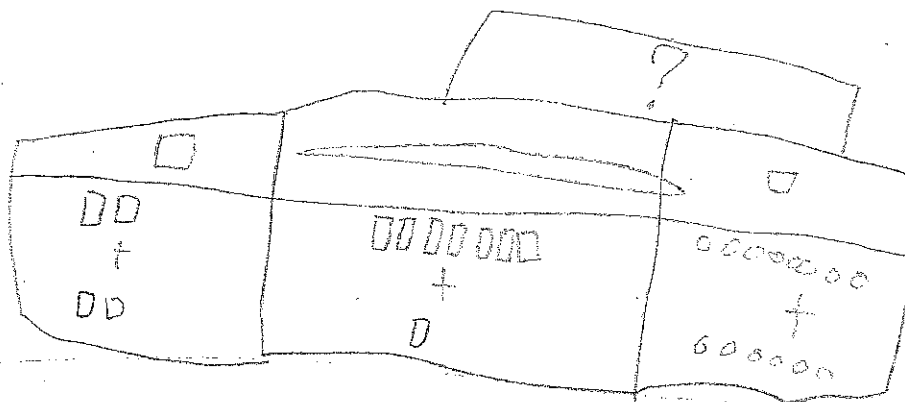
$$\begin{array}{r} 278 \\ + 216 \\ \hline 494 \end{array}$$

$$\begin{array}{r} 494 \\ - 278 \\ \hline 216 \end{array}$$

Sunshine Elementary has 216 first graders and 278 second graders.

All of the first and second graders are on the playground.

How many students are on the playground?



	1	
2	1	6
2	7	8
4	9	4

	8	14
4	9	4
2	7	8
2	7	6

I think the answer is 494 because $216 + 278 = 494$. I checked my addition with subtraction and that's 216 and that's part of the first question.

D


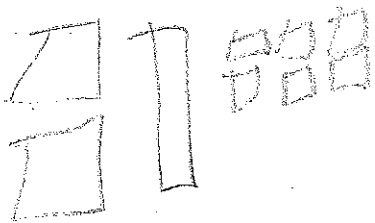
Sunshine Elementary has 216 first graders and 278 second graders.

All of the first and second graders are on the playground.

How many students are on the playground?

First graders

Second graders



278

494

+ 216

216

$$\begin{array}{r} 278 \\ + 216 \\ \hline 494 \end{array}$$

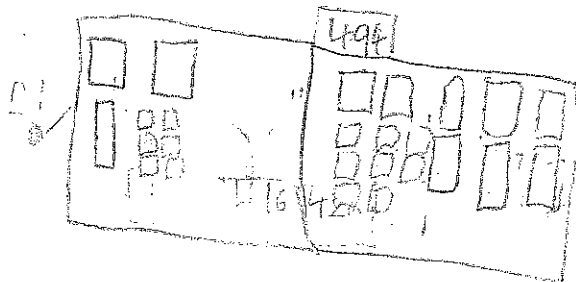
278

There are 494 children on the playground. I figure this out by doing addition and checked it with Subtraction and got the answer.

Sunshine Elementary has 216 first graders and 278 second graders.

All of the first and second graders are on the playground.

How many students are on the playground?



Handwritten calculations in a box. On the left, an addition problem:
$$\begin{array}{r} 216 \\ + 278 \\ \hline 494 \end{array}$$
 To the right of this are two subtraction problems. The first is
$$\begin{array}{r} 494 \\ - 216 \\ \hline 278 \end{array}$$
 The second is
$$\begin{array}{r} 494 \\ - 278 \\ \hline 216 \end{array}$$

I think the answer is 494 because $6+8=14$ so I add the ten to the 8 and it makes 94 then $200+200=400$ so it makes 494.